



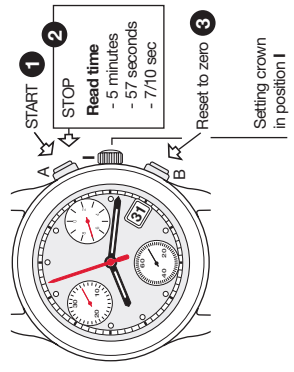
ETA G15.211 ETA G15.21A

ETA SA Manufacture Horlogère Suisse
depuis 1793

289 320 - 25.01.2012 / ETA / 03

D TIMING MODE

Simple timing function

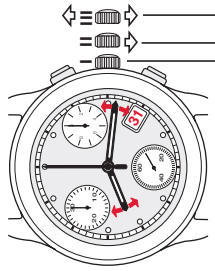


1 to 3 order of functions

WARNING
Before starting the time, put back the chronograph hands to their original position.
If necessary, see paragraph **SETTING THE TIMERS TO ZERO**.

C SETTINGS

Crown 3 positions

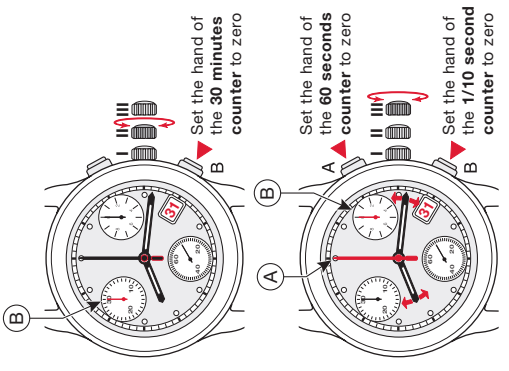


Normal running of watch
Rapid correction of the date
Correcting time position:
stop second and correction of the date at every passing to midnight

Note
Setting crown in position III : **STOP-SECOND**

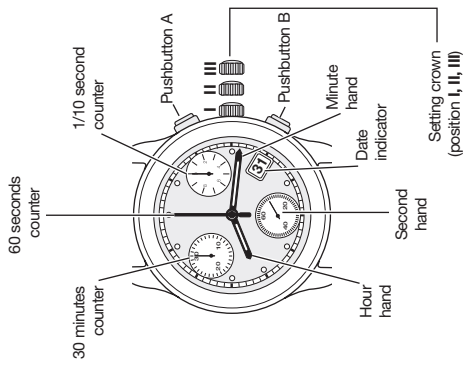
B SETTING THE COUNTERS TO ZERO

Setting crown in position II or III



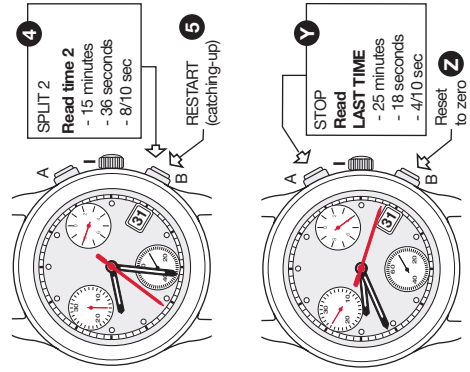
A DISPLAY

Watch hands



F TIMING MODE

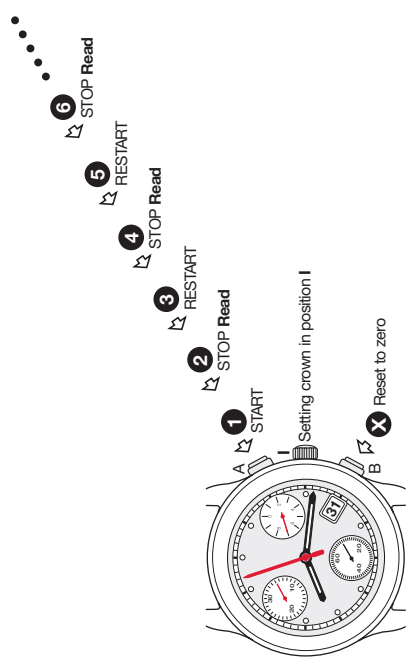
SPLIT-TIME or INTERMEDIATE TIMES function



1 to Z order of functions

E TIMING MODE

ADD function



1 to X order of functions